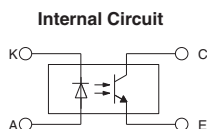
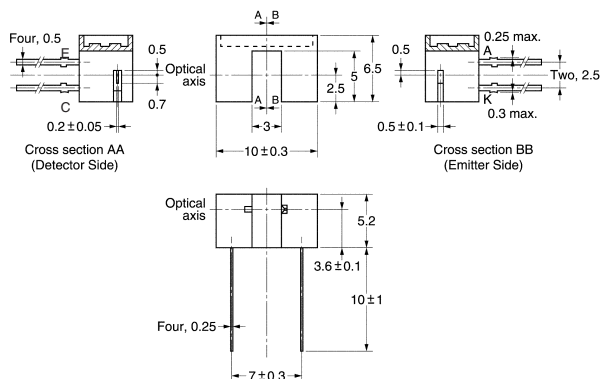


Photomicrosensor (Transmissive) EE-SX1082

■ Dimensions

Note: All units are in millimeters unless otherwise indicated.



Unless otherwise specified, the tolerances are ± 0.2 mm.

| Terminal No. | Name |
|--------------|-----------|
| A | Anode |
| K | Cathode |
| C | Collector |
| E | Emitter |

■ Features

- Horizontal sensing aperture.
- PCB mounting type.
- High resolution with a 0.2-mm-wide aperture.
- RoHS Compliant.

■ Absolute Maximum Ratings (Ta = 25°C)

| Item | | Symbol | Rated value |
|-----------------------|---------------------------|-----------|---------------------|
| Emitter | Forward current | I_F | 50 mA (see note 1) |
| | Pulse forward current | I_{FP} | 1 A (see note 2) |
| | Reverse voltage | V_R | 4 V |
| Detector | Collector–Emitter voltage | V_{CEO} | 30 V |
| | Emitter–Collector voltage | V_{ECO} | --- |
| | Collector current | I_C | 20 mA |
| | Collector dissipation | P_C | 100 mW (see note 1) |
| Ambient temperature | Operating | T_{opr} | -40°C to 85°C |
| | Storage | T_{stg} | -40°C to 100°C |
| Soldering temperature | | T_{sol} | 260°C (see note 3) |

- Note:**
1. Refer to the temperature rating chart if the ambient temperature exceeds 25°C.
 2. The pulse width is 10 μ s maximum with a frequency of 100 Hz.
 3. Complete soldering within 10 seconds.

■ Ordering Information

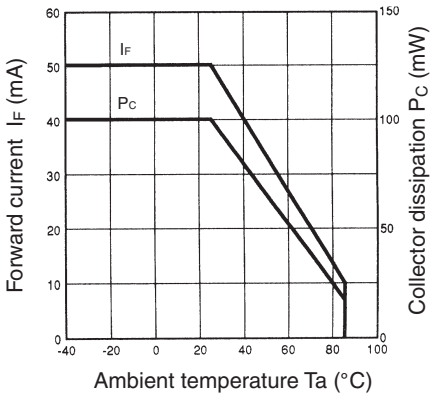
| Description | Model |
|---------------------------------|-----------|
| Photomicrosensor (transmissive) | EE-SX1082 |

■ Electrical and Optical Characteristics (Ta = 25°C)

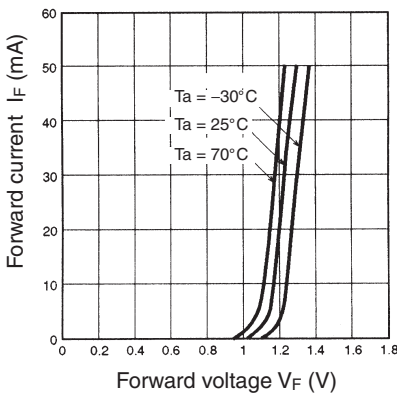
| Item | | Symbol | Value | Condition |
|--------------|--------------------------------------|--------------------|--|--|
| Emitter | Forward voltage | V_F | 1.2 V typ., 1.5 V max. | $I_F = 30$ mA |
| | Reverse current | I_R | 0.01 μ A typ., 10 μ A max. | $V_R = 4$ V |
| | Peak emission wavelength | λ_P | 920 nm typ. | $I_F = 20$ mA |
| Detector | Light current | I_L | 0.12 mA min. | $I_F = 20$ mA, $V_{CE} = 5$ V |
| | Dark current | I_D | 2 nA typ., 200 nA max. | $V_{CE} = 10$ V, 0 lx |
| | Leakage current | I_{LEAK} | --- | --- |
| | Collector–Emitter saturated voltage | $V_{CE(sat)}$ | 0.08 V typ., 0.4 V max. | $I_F = 20$ mA, $I_L = 0.05$ mA |
| | Peak spectral sensitivity wavelength | λ_P | 850 nm typ. | $V_{CE} = 10$ V |
| | Rising time | t_r | 100 μ s typ. | $V_{CC} = 5$ V, $R_L = 50$ k Ω , $I_L = 0.1$ mA |
| Falling time | t_f | 1,000 μ s typ. | $V_{CC} = 5$ V, $R_L = 50$ k Ω , $I_L = 0.1$ mA | |

■ Engineering Data

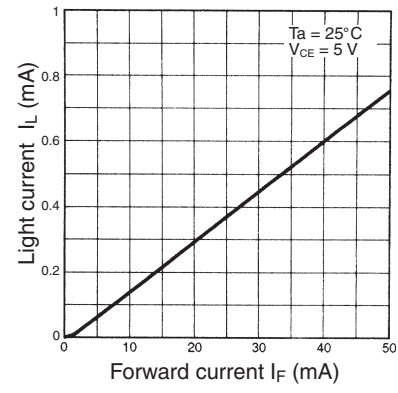
Forward Current vs. Collector Dissipation Temperature Rating



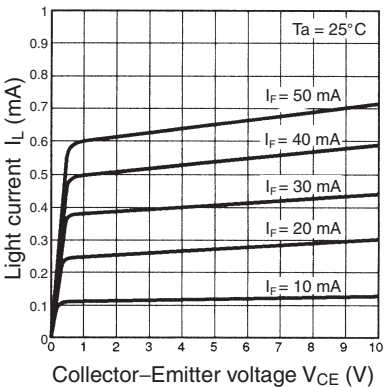
Forward Current vs. Forward Voltage Characteristics (Typical)



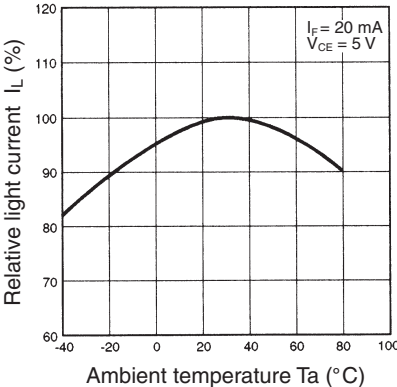
Light Current vs. Forward Current Characteristics (Typical)



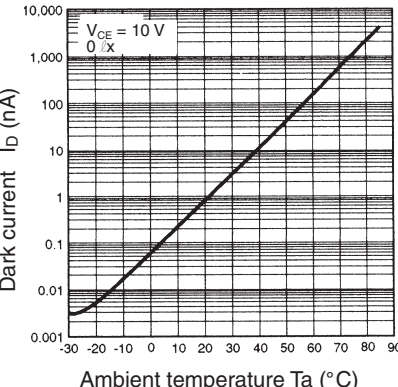
Light Current vs. Collector-Emitter Voltage Characteristics (Typical)



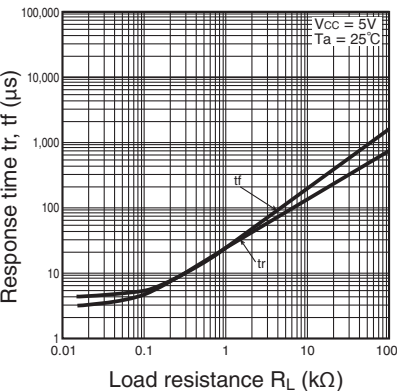
Relative Light Current vs. Ambient Temperature Characteristics (Typical)



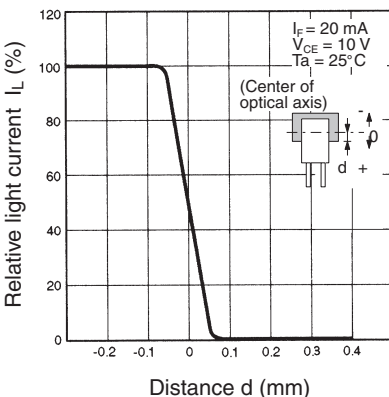
Dark Current vs. Ambient Temperature Characteristics (Typical)



Response Time vs. Load Resistance Characteristics (Typical)



Sensing Position Characteristics (Typical)



Response Time Measurement Circuit

